

# CORING+ REINSTATEMENT



SALES@SUPERSUCKER.CA

WWW.SUPERSUCKER.CA

1.866.227.7722

## SERVICES



**CORING+  
REINSTATEMENT**



**HYDRO VAC  
EXCAVATION**



**SUCTION  
EXCAVATION**



**CONCRETE  
MOBILE MIXER**



**MATERIAL  
SLINGER**



## WE NEVER CUT CORNERS:

### FASTER



- Less traffic disruption and noise.
- Quicker repair time compared to traditional road cuts
- Can be driven on after 30 minutes

### CLEANER

- Companies save over 50% in site restoration costs
- Reduced Carbon Footprint
- Less excavation waste sent to local landfill sites

### SAFER

- No open pit liability issues
- All repair work can be done from surface
- No reduction in long-term surface integrity (single wheel load of 50,000 lbs, 5x AASHTO H-25)



## CORING AND REINSTATEMENT

Super Sucker Coring technology is a significant cost savings alternative to common repair methods which often require large “open” excavations. Utilizing our coring techniques and equipment, subsurface maintenance and other project work is conducted through small circular openings cut into the surface of the roadway or sidewalk. Subsequent hole excavation is quickly accomplished by Super Sucker’s extensive fleet of hydrovac excavation trucks. With 10 years of coring experience, 10,000 cores, and no reinstate failures, you can rest assured that our staff will get the job done right and on time, every time.

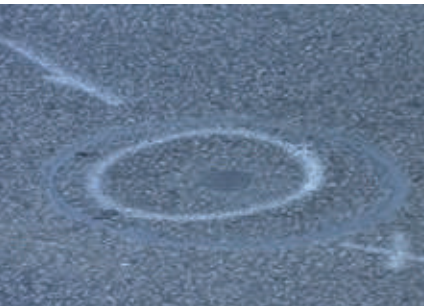


**BOOK A TRUCK**  
**905.297.4695**  
**SCHEDULE@SUPERSUCKER.CA**

SALES@SUPERSUCKER.CA

WWW.SUPERSUCKER.CA

1.866.227.7722



## KEYHOLE PROCESS:

### Step 1: CORING

The coring truck sets up and cores a 12", 18", or 24" diameter hole, up to 22" in depth, through the sidewalk or roadway in just minutes.

### Step 2: EXTRACTION

The core is extracted from the sidewalk or roadway using a core puller or crane, and safely set aside for future reinstatement.

### Step 3: HYDROVAC EXCAVATION

Non-destructive hydrovac excavation is used to expose the infrastructure to allow repair or inspection work from the surface.

### Step 4: RE-INSTALLMENT

After backfill and compaction, a bonding compound is inserted into the hole and the core is lowered into place. Careful manipulation ensures a flush and level fit.

### Step 5: SITE RE-OPENING

With the original core reinstated, the excavation site is virtually invisible and can be reopened to traffic after only 30 minutes (weather permitting).

## CORING AND REINSTATEMENT APPLICATIONS:

- Daylighting
- Potholing
- Water / Gas Box Installation
- Sacrificial Anode Installation
- ...and More!

## INTEGRATED PROJECT SERVICES:

- Project Coordination
- Locate Management
- Traffic Control
- Site Restoration and Maintenance
- Ongoing Site Management



**EMERGENCY  
SERVICE  
RESPONSE**  
905.297.4695

## OUR PEOPLE, OUR SUCCESS.

Fully trained and certified staff ensure a superior service. We understand the requirements specific to your industry - whether it's construction, environmental, industrial, gas, hydro, or telecommunications.

### TRAINING:

- OHSA, WHMIS, AODA, First Aid
- Hydro Vac Orientation
- Traffic Control Book 7
- Electrical Safety + Awareness
- Working at Heights
- Confined Space Awareness (Rescue)
- Client-specific Policies + Procedures
- Ground Disturbance
- Fire Safety
- Lock-out Tag-out

### DOCUMENTATION:

- Certificate of Insurance
- WSIB Clearance Certificate
- WHMIS Certificate(s)
- Employee Training Records
- Super Sucker Corporate Policies
- Corporate Health + Safety Statement
- Safe Work Practices
- Safe Job Procedures
- Job Hazard Analysis
- WAH Certificates
- First Aid Certificates



## SERIOUS ABOUT SAFETY

You demand it and employees depend on it.  
At Super Sucker it's always the top priority.

Super Sucker employs both dedicated on-site Loss Prevention Coordinators and mobile Operations Managers to continually engage with our operators at active excavation sites. It's a truly effective and measurable way to ensure we are always working as safely as possible.

1.866.227.7722  
WWW.SUPERSUCKER.CA